Rhythm II

I. Correct the rhythmic notation errors in each of the four bar examples below. Add/remove dots and ties if necessary.

1



2



3



4



II. Organize the rhythmic valuesbelow into each of the given meter signatures. Add/remove beams, barlines, ties, dots, etc. Each exercise should end with a complete measure and a double bar. You may have to add rests in order to fill out the final measure. Check your work by making sure there are the same number of rhythmic values as in the original.

1



2

3

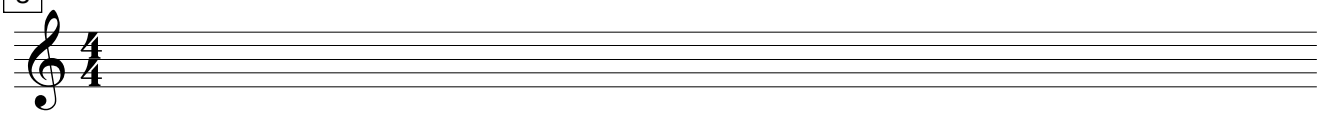

4

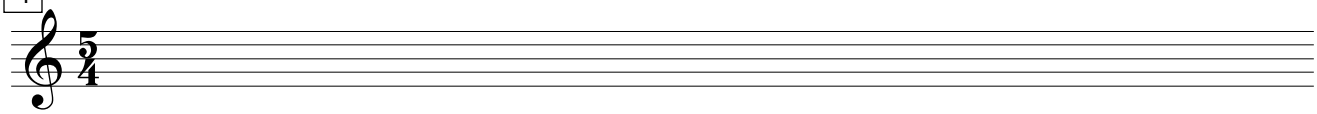

III. Same as above.

5



6

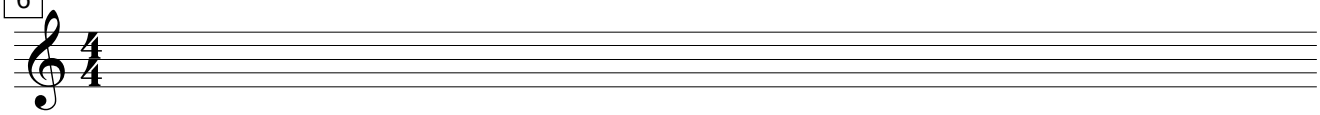

7

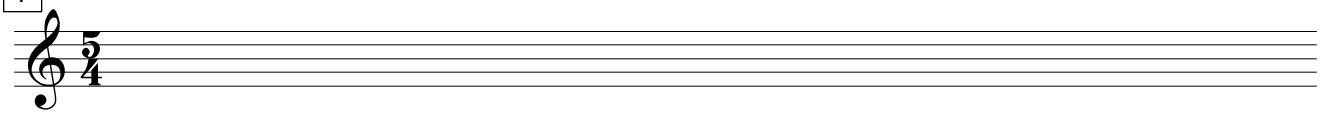
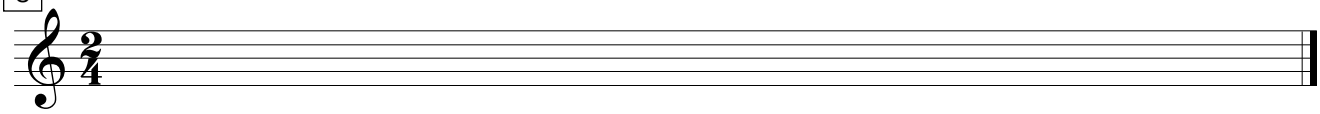
8